

Press release

Linköping, March 4, 2008

Interim report for the nine months, May 2007 – January 2008:

Continued international expansion in third quarter

Sectra's net sales during the third quarter rose 11.8% to SEK 189.3 million (169.4). Profit after financial items amounted to SEK 14.4 million (26.2), which corresponds to a profit margin of 7.6% (15.5). Order bookings were up 67.3% during the quarter to SEK 458.9 million (274.4).

Sectra's net sales for the first nine months of the year increased by 10.9% to SEK 518.4 million (467.7) compared with the year-earlier period. Profit after financial items amounted to SEK 37.4 million (46.8), which corresponds to a profit margin of 7.2% (10.0). Order bookings increased 65.8% to SEK 858.3 million (517.7).

"We continue to secure major service and support contracts for our radiology imaging systems. Often, these were systems previously maintained by partners. During the third quarter, British Telecommunications plc entrusted us with providing support and maintenance for 25 public hospitals in London," says Jan-Olof Brüer, President and CEO of Sectra AB.

"These large, long-term contracts result in up-front costs that impact profits during the initial period of the contract. We also have an increasing portion of comprehensive delivery agreements comprising both hardware and software components. Such undertakings yield lower margins than the sale of software licenses alone," says Jan-Olof Brüer.

In addition to the important London order, Sectra also received additional PACS orders in Europe during the third quarter that are of great strategic value, including an order from the University hospital in Düsseldorf, Germany. International sales have increased dramatically with more than two-thirds of Sectra's sales now being generated outside Sweden.

Sectra continues to strengthen its position as Europe's leading supplier of secure voice communications systems, including an order from Hungary in advance of that nation's EU presidency. The Dutch government also continues to strengthen its cooperation with Sectra, purchasing Sectra's new Tiger service, which includes Tiger products for secure mobile and fixed voice communications along with operation and security administration of them.

Sectra AB (publ)

Teknikringen 20

583 30 Linköping

Tel: 013 23 52 00

Fax: 013 21 21 85

info@sectra.se

www.sectra.se

Moms reg.nr SE556064830401

For further information, contact:Sectra AB, Jan-Olof Brüer, President and CEO, tel. +46 13 23 52 09

Interim report for Sectra AB (publ) for the nine months, May 2007 – January 2008

The corresponding period in the preceding year is reported in parentheses.

The period in brief

- Order bookings rose 65.8% to SEK 858.3 million (517.7).
- Net sales increased 10.9% to SEK 518.4 million (467.7).
- Profit after net financial items amounted to SEK 37.4 million (46.8), corresponding to a profit margin of 7.2% (10.0).
- Profit after tax amounted to SEK 27.3 million (33.2).
- Earnings per share amounted to SEK 0.74 (0.90).

The third quarter in brief

- Order bookings were up 67.3% to SEK 458.9 million (274.4).
- Net sales increased 11.8% to SEK 189.3 million (169.4).
- Profit after net financial items amounted to SEK 14.4 million (26.2), corresponding to a profit margin of 7.6% (15.5).
- Profit after tax amounted to SEK 11.1 million (18.5).
- Earnings per share amounted to SEK 0.30 (0.50).

Significant events during the quarter

- Sectra signed an agreement to assume full responsibility for support and maintenance of Sectra PACS (a system for management and storage of digital radiology images) for 25 public hospitals in London. Combined, the hospitals perform more than 4,000,000 X-ray exams annually. The agreement was signed with British Telecommunications plc, appointed by the UK's publicly financed healthcare system (NHS) to manage IT solutions for London's hospitals.
- The University hospital in Düsseldorf signed a multi-year agreement regarding Sectra PACS. The hospital is one of the largest and most respected university hospitals in Germany.
- Sectra PACS ranked among the top three in the Community Hospital and Ambulatory/Imaging Center market segments in an American customer survey compiled by the research firm KLAS. KLAS bases its reports on evaluations completed by thousands of professionals and specialists within healthcare and constitutes an important base since healthcare providers evaluate alternatives prior to making purchasing decisions.
- Sjaelland County in Denmark has expanded its mammography operations with Sectra MicroDose Mammography. With this new equipment in place, the county anticipates being able to double the number of women called for mammography screenings each year, compared with today.
- St. Trudo regional hospital in Belgium invested in Sectra's comprehensive digital mammography solution, thereby becoming the first hospital in Belgium to offer women mammograms at the lowest dose on the market.
- The Ministry of the Interior and Kingdom Relations of the Netherlands signed a four-year contract for Sectra's new Tiger service to safeguard voice communications between ministers, undersecretaries and other senior officials. The service includes Tiger products for secure mobile and fixed voice communications and the operation and security administration of them.

Sectra AB (publ)

Teknikringen 20

583 30 Linköping

Tel: 013 23 52 00

Fax: 013 21 21 85

info@sectra.se

www.sectra.se

Moms reg.nr SE556064830401

- The Hungarian Ministry of Foreign Affairs purchased Sectra's Tiger system to secure communications between the country's decision-makers and officials at its embassies. The contract covers Tiger XS products for eavesdrop-secure voice communications.

Sectra AB (publ)

Teknikringen 20

583 30 Linköping

Tel: 013 23 52 00

Fax: 013 21 21 85

info@sectra.se

www.sectra.se

Moms reg.nr SE556064830401

Order bookings, net sales and earnings

Nine-month period

The Group's order bookings for the nine month period rose 65.8% to SEK 858.3 million (517.7). The change in order bookings compared with the preceding year is mainly attributable to Sectra's success when it comes to signing long-term service and upgrade contracts with hospitals and clinics that already use Sectra PACS. Among those customers are two of the largest healthcare providers in the US, New York City Health and Hospital Corporation and ProMedica Health Systems, as well as a majority of London's public hospitals through an agreement with British Telecommunications plc.

Net sales for the nine-month period increased 10.9% to SEK 518.4 million (467.7). The increase compared with the preceding year is primarily the result of higher deliveries of medical systems and secure communications systems to markets outside Sweden. International sales have increased considerably, with more than two-thirds of Sectra's sales now being generated outside Sweden.

Profit after net financial items amounted to SEK 37.4 million (46.8), corresponding to a profit margin of 7.2% (10.0). Profit after tax amounted to SEK 27.3 million (33.2). Earnings per share amounted to SEK 0.74 (0.90).

The lower profit margin compared with the corresponding period a year earlier is attributable to up-front costs linked to the successes with taking over service and upgrading undertakings for customers that previously had such agreements with Sectra's earlier partner. In addition, the proportion of direct sales of total sales has increased successively during recent financial years, which increases the share of deliveries that consist of both software and hardware components, such as computers and monitors. Such commitments result in lower margins than the sale of software licences alone, that sales through partners usually consist of. The share of sales attributable to Sectra's mammography system, Sectra MicroDose Mammography, has also increased. Compared with the sale of IT systems, of which PACS is an example, the sale of comprehensive medical technology equipment, such as Sectra's mammography system, yields lower margins.

Third quarter

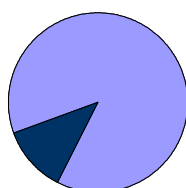
The Group's order bookings increased 67.3% to SEK 458.9 million (274.4). Both Medical Systems and Secure Communications Systems contributed to the strong growth during the quarter. Demand for Sectra's products is strong, but variations in order volume in terms of individual quarters are considerable.

Net sales for the quarter rose 11.8% to SEK 189.2 million (169.4). Increased revenue from direct sales in the American and European markets have contributed to increased sales.

Profit after financial items amounted to SEK 14.4 million (26.2), corresponding to a profit margin of 7.6 % (15.5). Profit after tax amounted to SEK 11.1 million (18.5). Earnings per share amounted to SEK 0.30 (0.50).

Medical systems,
88.1 %

Secure
communication
system, 11.9 %



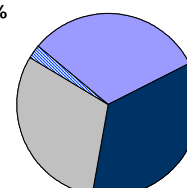
Net sales by business segment,
Rolling 12 months

Rest of world, 2.5 %

North America,
30,9 %

Sweden, 31.4 %

Rest of
Europe, 35.2 %



Net sales by geographical market,
Rolling 12 months

Sectra AB (publ)

Teknikringen 20

583 30 Linköping

Tel: 013 23 52 00

Fax: 013 21 21 85

info@sectra.se

www.sectra.se

Moms reg.nr SE556064830401

Net sales by business segment

(SEK million)	3 months	3 months	9 months	9 months	12 months	Full-year
	Nov 2007	Nov 2006	May 2007	May 2006	Feb 2007	May - April
	- Jan 2008	- Jan 2007	- Jan 2008	- Jan 2007	- Jan 2008	2006/2007
Medical systems	166.7	150.6	456.9	417.4	650.4	610.9
Secure communication systems	24.2	18.9	68.4	50.6	85.7	67.9
Other ¹⁾	6.1	4.9	15.7	15.6	21.1	21.0
Group eliminations	-7.7	-5.0	-22.6	-15.9	-34.0	-27.3
Total	189.3	169.4	518.4	467.7	723.2	672.5

Operating profit/loss by business segment

(SEK million)	3 months	3 months	9 months	9 months	12 mån	Full-year
	Nov 2007	Nov 2006	May 2007	May 2006	Feb 2007	May - Apr
	- Jan 2008	- Jan 2007	- Jan 2008	- jan 2007	- Jan 2008	2006/2007
Medical systems	8.2	19.3	26.8	39.4	51.2	63.8
Secure communication systems	4.3	4.8	8.7	4.1	10.8	6.2
Other ¹⁾	-0.1	-1.1	0.8	-3.5	-1.6	-5.9
Group eliminations	-2.0	-0.6	-3.4	-1.1	-5.2	-2.9
Total	10.4	22.4	32.9	38.9	55.2	61.2

1) Other refers primarily to the Parent Company's debiting of Group-wide services and asset management.

Net sales by geographical market

(SEK million)	3 months	3 months	9 months	9 months	12 months	Full-year
	Nov 2007	Nov 2006	May 2007	May 2006	Feb 2007	May - Apr
	- Jan 2008	- Jan 2007	- Jan 2008	- Jan 2007	- Jan 2008	2006/2007
Sweden	61.6	64.4	177.1	191.5	226.9	241.3
Rest of Europe	63.6	66.8	170.7	151.5	254.6	235.3
North America	63.4	36.5	157.8	111.7	223.8	177.8
Rest of World	0.7	1.7	12.8	13.0	17.9	18.1
Total	189.3	169.4	518.4	467.7	723.2	672.5

Sectra AB (publ)

Teknikringen 20

583 30 Linköping

Tel: 013 23 52 00

Fax: 013 21 21 85

info@sectra.se

www.sectra.se

Moms reg.nr SE556064830401

Medical Systems

Market

The market for Sectra's medical systems is growing as an increasing number of hospitals choose to improve the efficiency of their radiology operations by introducing digital systems. In order to meet market demand, Sectra is continuing its extensive investments into the expansion of its distribution network and service organization in key markets.

Sectra's offerings and business model have changed successively in recent years. Direct sales, as a percentage of total sales, have increased, increasing the percentage of deliveries that have included both software and hardware, such as computers and monitors. The percentage of sales attributable to Sectra's mammography system, Sectra MicroDose Mammography, has also increased.

A total of more than 40 million X-ray examinations are carried out annually using the company's systems, making Sectra one of the world's leading suppliers of systems for handling digital radiology images. The largest share of radiology clinics using Sectra's medical systems are in North America, the world's largest and one of the fastest-growing markets for medical IT. As the number of installations of Sectra medical systems increases, so does revenue from service, support and upgrade contracts.

The medical-technology industry in the US has been adversely affected in the past year of the measure to reduce the country's budget deficit that was adopted by US authorities, the Deficit Reduction Act (DRA). Among other effects, the DRA means a reduction in the compensation that hospitals and clinics receive from the government and insurance companies for different types of examinations and medical treatments, in particular within the area of medical imaging which includes PACS. Despite DRA, Sectra increased sales on the American market for the nine-month period as well as the quarter.

Order bookings

As a result of the increased marketing efforts, Sectra experienced strong sales successes during the third quarter internationally. Both the number of service and upgrade contracts as well as licence sales to new customers have increased. Sectra has, during the quarter, signed multi-year service and upgrade agreements with hospitals and clinics that already use Sectra PACS. These include an agreement with British Telecommunications plc that assigns Sectra full responsibility for support and maintenance of PACS systems at 25 public hospitals in London.

The first serially manufactured units of the new Sectra MicroDose Mammography system, launched in Spring 2007, were delivered to customers in Scandinavia and the rest of Europe during the nine month period, including Söder Hospital in Stockholm and the Irish national breast cancer screening program, Breast Check. In order to meet the market's growing demand for the system, major investments have been made at Sectra's new, flow-oriented facility for final assembly and quality control. The new facility enables higher production volumes than the previous station-oriented facility that was phased out during the period.

Application for approval to sell Sectra MicroDose Mammography in the US

Sectra submitted the first parts of its application to sell Sectra MicroDose Mammography in the US to the Food and Drug Administration (FDA) during the period. The application procedure is modular. The last part, which contains the clinical study that is required for approval, is expected to be submitted during the first half of 2008.

Sales and earnings

Medical Systems' net sales for the first nine months increased 9.5% to SEK 456.9 million (417.4). This increase was the result of initiatives to expand in strategically important markets, which resulted in an increase in the number of deliveries and service agreements compared with the year-earlier period. Sectra's mammography operations also account for part of the increase in sales.

Operating profit for the nine month period amounted to SEK 26.8 million (39.4), corresponding to a profit margin of 5.9% (9.4).

The business area's net sales for the third quarter rose 10.7 % to SEK 166.7 million (150.6). The increase compared with the year-earlier period is primarily the result of sales in markets outside of Sweden, primarily North America.

Operating profit for the quarter amounted to SEK 8.2 million (19.3), corresponding to an operating margin of 4.9% (12.8).

The change in operating margin for the nine-month period and the quarter compared with the year-earlier periods, as previously mentioned, is attributable to up-front costs associated with large service and upgrading contracts as well as costs related to product development and ongoing marketing initiatives. In addition, complete delivery undertakings that consist of both hardware and software components result in lower margins than the sale of software licences alone, that sales through partners usually consist of. Sales of complete medical-technology equipment, of which Sectra MicroDose Mammography is an example, yield lower margins than sales of IT systems.

Secure Communications Systems

Market

Pan-national cooperation is increasing among European authorities and defense agencies, which means that demands for secure communications systems are shifting from being a national to a common issue for the entire EU. This is creating a major new market for EU-approved crypto products.

To meet customer demands, Sectra has, in recent years, invested in the development and marketing of the third-generation Tiger products, Tiger XS, and is the first with an EU-approved crypto product for mobile communications.

Order bookings

One outcome of the initiative aimed at European governmental markets, is that Sectra reached a four-year agreement with the Dutch interior ministry for Tiger products for secure mobile and fixed voice communications, as well as the operation and security administration of them. Among the new users of Sectra's Tiger system are the Hungarian foreign office which has ordered Tiger products in advance of their EU presidency to ensure secure voice communications.

Sales and earnings

Net sales for secure communications systems for the first nine months rose 35.2% to SEK 68.4 million (50.6). Operating profit increased 112.2% to SEK 8.7 million (4.1), which corresponds to an operating margin of 12.7% (8.1).

The business area's net sales for the third quarter increased 28.0% to SEK 24.2 million (18.9). Operating profit for the period amounted to SEK 4.3 million (4.8), which corresponds to an operating margin of 17.8% (25.4).

Financial position

The equity/asset ratio on January 31, 2008 was 60.4% (60.7) and liquidity was a multiple of 2.4 (2.6).

Interest-bearing liabilities amounted at the end of the period to SEK 57.8 million (61.5), of which SEK 56.8 million (46.2) pertains to convertibles.

Investments

Group investments during the first nine months totaled SEK 36.3 million (33.6), of which SEK 13.7 million (12.3) was related to the third quarter. Capitalized development costs during the

Sectra AB (publ)

Teknikringen 20

583 30 Linköping

Tel: 013 23 52 00

Fax: 013 21 21 85

info@sectra.se

www.sectra.se

Moms reg.nr SE556064830401

third quarter amounted to SEK 10.8 million (12.2) and on January 31, 2008 to SEK 158.5 million (130.0).

Employees

The number of employees with full-time employment at Sectra during the third quarter increased by 4 persons and on January 31, 2008 totaled 494 (443).

The share

Sectra's share capital at January 31, 2008 amounted to SEK 36,842,088. At full conversion and exercise of the outstanding incentive programs in the future, the number of shares will increase by a maximum of 822,500, corresponding to 2.2% of the share capital and 1.4% of the votes. After dilution, the total number of shares will amount to 37,664,588.

Risks and uncertainty factors

Sectra is, through its operations, exposed to business risks such as dependence on major customers and partners, the effect of the exchange rate of the USD on pricing in the markets in which the Group is active, and property and liability risks. In addition, Sectra is exposed to various types of financial risks such as currency, interest, loan and liquidity risks.

A detailed description of the risks and uncertainty factors, as well as Sectra's strategies and tactics for minimizing risk exposure and limiting adverse effects, is provided in the Group's Annual Report for 2006/2007 fiscal year, page 46, Note 27. No significant events have occurred that would alter the conditions reported therein.

2008 Annual General Meeting

The Annual General Meeting of shareholders in Sectra AB will be held on Wednesday, June 25, in Linköping. Shareholders wishing to have an issue dealt with at the Annual General Meeting may submit their proposal to the Board of Sectra, under the address Sectra AB, Teknikringen 20, SE-583 30 Linköping, Sweden, or by e-mail to info.investor@sectra.se. To ensure that a request is properly received and will be included in the notice of the Annual General Meeting, the request must be delivered not later than May 1, 2008. The notice will be available on the company's website four weeks prior to the Meeting.

The Nomination Committee, which has been appointed in accordance with a decision of the 2007 Annual General Meeting, consists of the following members:

- Carl-Erik Ridderstråle, Chairman of the Board (convening authority)
- Jan-Olof Brüer, CEO and President of Sectra AB representing the largest shareholders (Chairman)
- Annika Andersson, representing the Fourth Swedish National Pension Fund

The Nomination Committee, led by Jan-Olof Brüer, will prepare and submit proposals for candidates for the elections of the Chairman of the Annual General Meeting, the Chairman of the Board of Directors and other members of the Board of Directors, propose the fee to be paid to the Board of Directors. Where applicable, the Nomination Committee shall also propose candidates for the election of auditors and fees to be paid to the auditors. Shareholders wishing to submit their own proposals should contact Jan-Olof Brüer at tel. +46 13 23 52 09.

Sectra AB (publ)

Teknikringen 20

583 30 Linköping

Tel: 013 23 52 00

Fax: 013 21 21 85

info@sectra.se

www.sectra.se

Moms reg.nr SE556064830401

Outlook

Sectra has a strong technology platform. The products and system solutions that Sectra develops are aimed at markets with high growth potential. The company's strong position in the home market provides a solid platform for ongoing international expansion.

In recent financial years, Sectra's operations have undergone major changes. One of these is the change in cooperation with the largest partner, Philips Medical Systems. An other is the launch of Sectra MicroDose Mammography, which results in a larger share of manufacturing operations.

The Board's assessment is that Sectra, in the long term, will continue to expand with favorable profitability.

Parent Company Sectra AB

The Parent Company includes head office functions such as group finances and data administration as well as exchange, share and investor-related operations.

Net sales in the Parent Company Sectra AB for the nine-month period amounted to SEK 17.2 million (15.8). Profit after net financial items amounted to SEK 16.7 million (8.8).

The Parent Company's income statement and balance sheet are reported on page 12.

Accounting principles

This interim report was prepared in accordance with IAS 34, Interim Financial Reporting, and RR31, Interim Reporting for Groups. The same accounting principles and calculation methods apply as in the most recent Annual Report. This means that the consolidated accounts were prepared in accordance with International Financial Reporting Standards (IFRS) and statements from the International Financial Reporting Interpretations Committee (IFRIC) that were approved by the EU Commission for application within the EU. A description of the accounting principles is available in the Annual Report for the 2006/2007 fiscal year.

Financial calendar

Year-end report, May 2007 – Apr 2008: May 20, 2008

For further information, please contact:

Jan-Olof Brüer, CEO and President Tel.+ 46 13 - 23 52 09

This interim report has not been reviewed by the company's auditors.

Linköping, March 4, 2008

Board of Directors

Sectra AB (publ)

Sectra AB (publ)

Teknikringen 20

583 30 Linköping

Tel: 013 23 52 00

Fax: 013 21 21 85

info@sectra.se

www.sectra.se

Moms reg.nr SE556064830401

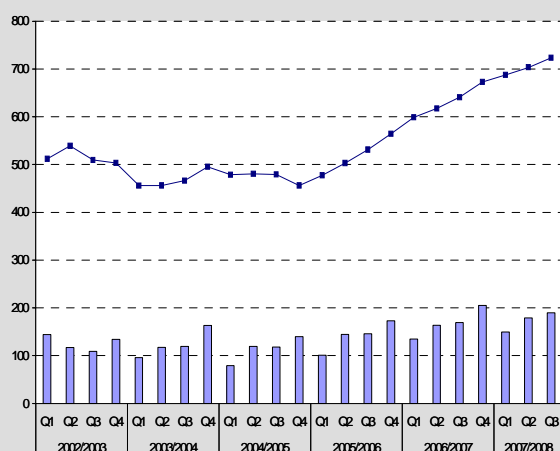
Condensed consolidated income statement

SEK thousands	3 months Nov 2007 - Jan 2008	3 months Nov 2006 - Jan 2007	9 months May 2007 - Jan 2008	9 months May 2006 - Jan 2007	12 months Feb 2007 - Jan 2008	Full year May - Apr 2006/2007
Net sales	189,321	169,361	518,395	467,744	723,162	672,511
Capitalized work for own use	10,786	12,326	27,651	31,982	38,250	42,581
Operating expenses	-184,387	-154,084	-497,406	-445,178	-686,655	-634,218
Depreciation	-5,331	-5,199	-15,766	-15,690	-19,560	-19,693
Operating profit after depreciation	10,389	22,404	32,874	38,858	55,197	61,181
Net financial items	4,021	3,766	4,573	7,925	5,669	9,021
Profit after financial items	14,410	26,170	37,447	46,783	60,866	70,202
Tax on earnings for the period	-3,293	-7,712	-10,136	-13,571	-19,551	-22,986
Net earnings	11,117	18,458	27,311	33,212	41,315	47,216
Of which attributable to:						
Parent Company shareholders	11,117	18,458	27,311	33,212	41,315	47,216
Minority interests	0	0	0	0	0	0
Earnings per share						
Before dilution, SEK	0.30	0.50	0.74	0.90	1.12	1.28
After dilution, SEK	0.30	0.49	0.73	0.89	1.10	1.26
Number of shares						
Before dilution	36,842,088	36,783,188	36,842,088	36,783,188	36,842,088	36,783,188
After dilution ¹⁾	37,664,588	37,449,988	37,664,588	37,449,988	37,664,588	37,529,988
Average before dilution ²⁾	36,842,088	36,758,743	36,828,999	36,750,595	36,817,546	36,758,743
Average after dilution ¹⁾²⁾	37,691,255	37,449,988	37,571,177	37,375,099	37,547,546	37,400,488

- 1) Dilution is based on the convertible debenture programs issued in 2005/2006 (165,200), 2006/2007 (266,800) and 2007/2008 (270,500) and the employee stock options issued in 2005/2006 (40,000) and 2006/2007 (80,000).
- 2) Average number of shares has been adjusted for implemented share splits and share issues.

Net sales

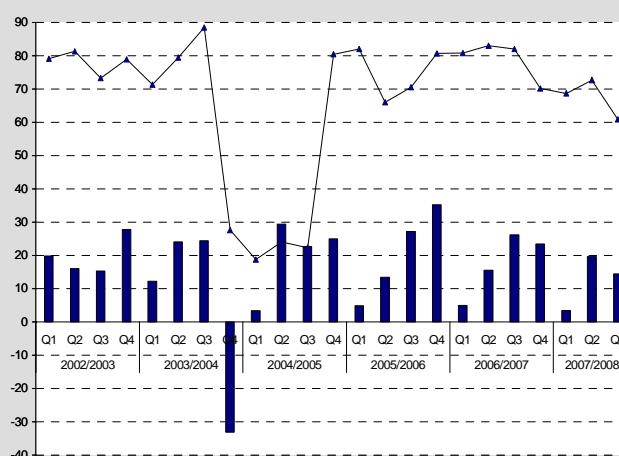
SEK million



The bars show quarterly net sales and the line 12-month net sales.

Earnings after financial item

SEK million



The bars show quarterly earnings and the line 12-month earnings after financial items.

Condensed consolidated balance sheet

SEK thousands	January 31, 2008	January 31, 2007	April 30, 2007
Assets			
Intangible fixed assets	178,716	152,170	159,343
Tangible fixed assets	25,393	23,159	22,352
Financial fixed assets	71,008	34,262	45,962
Total fixed assets	275,117	209,591	227,657
Other current assets	269,424	258,101	241,655
Cash and cash equivalents	342,809	362,304	385,150
Total current assets	612,233	620,405	626,805
Total assets	887,350	829,996	854,462
Equity and liabilities			
Equity (including profit for the period)	536,099	503,641	519,406
Provisions	15,455	9,282	11,135
Deferred tax liabilities	25,154	23,760	25,906
Long-term liabilities	46,098	49,897	36,439
Current liabilities	264,544	243,416	261,576
Total equity and liabilities	887,350	829,996	854,462

Change in equity

SEK thousands	9 months May 2007 - Jan 2008	9 months May 2006 - Jan 2007	Full year May – Apr 2006/2007
Equity at start of period	519,406	486,495	486,495
New issue/conversion	4,197	1,723	1,723
Dividend paid	-18,421	-18,373	-18,373
Shareholdings reclassified to subsidiaries	-	-	667
Change in translation difference	890	-1,117	-634
Share-based remuneration	2,717	1,701	2,314
Net profit for the period	27,310	33,212	47,214
Equity at end of period	536,099	503,641	519,406

Condensed consolidated cash-flow statement

SEK thousands	9 months May 2007 - Jan 2008	9 months May 2006 - Jan 2007	Full year May – Apr 2006/2007
Cash flow from operations before changes in working capital	38,740	57,448	82,666
Cash flow from operations after changes in working capital	28,653	12,401	71,546
Investment activities	-36,312	-33,592	-50,995
Financing activities	-38,943	-27,741	-46,478
Change in cash and cash equivalents	-46,602	-48,932	-25,927
Cash and cash equivalents, opening balance	385,150	414,297	414,297
Exchange-rate differences in liquid assets	4,261	-3,061	-3,220
Cash and cash equivalents, closing balance	342,809	362,304	385,150

Key figures

	9 months Jan 31, 2008	9 months Jan 31, 2007	12 months Jan 31, 2008	Full year Apr 30, 2007
Order bookings, SEK M	858.3	517.7	1,025.3	684.7
Equity/assets ratio, %	60.4	60.7	60.6	60.8
Liquidity, multiple	2.4	2.6	2.5	2.5
Profit margin, %	7.2	10.0	7.6	10.4
Return on shareholders' equity, %	-	-	7.9	9.4
Return on capital employed, %	-	-	11.0	13.0
Return on total capital, %	-	-	7.3	8.6
Value added, SEK M	-	-	394.6	361.5
Average number of employees	473	401	464	411
Equity per share, SEK	14.55	13.69	14.11	14.12
Equity per share after dilution, SEK	14.23	13.45	13.8	13.84
Cash flow per share, SEK	1.05	1.56	1.74	2.25
Cash flow per share after dilution	1.03	1.53	1.70	2.20
P/E ratio, multiple	-	-	53.9	59.2
Share price at end of period, SEK	60.5	78.8	60.5	76.0

Consolidated income statement quarterly

SEK million	2007/2008			2006/2007				2005/2006			
	Q3	Q2	Q1	Q4	Q3	Q2	Q1	Q4	Q3	Q2	Q1
Net sales	189.3	179.2	149.9	204.7	169.4	163.5	134.9	172.8	146.1	144.7	100.8
Capitalized work for own use	10.8	10.1	6.8	10.6	12.3	11.6	8.1	6.8	8.3	6.7	3.7
Operating expenses	-184.4	-162.8	-150.2	-186.4	-154.1	-158.4	-132.7	-140.1	-125.7	-131.9	-96.4
Depreciation	-5.3	-5.3	-5.2	-6.6	-5.2	-5.2	-5.3	-5.4	-5.0	-5.3	-4.4
Operating profit after depr.	10.4	21.2	1.3	22.3	22.4	11.5	5.0	34.1	23.7	14.2	3.7
Net financial items	4.0	-1.6	2.2	1.1	3.8	4.1	0.0	1.1	3.5	-0.8	1.2
Profit after financial items	14.4	19.6	3.5	23.4	26.2	15.6	5.0	35.2	27.2	13.4	4.9
Tax on earnings for the period	-3.3	-6.1	-0.8	-9.4	-7.7	-4.7	-1.1	-8.1	-7.0	-3.9	-1.5
Minority interests	-	-	-	-	-	-	-	-	-	-	-
Earnings for the period	11.1	13.5	2.7	14.0	18.5	10.9	3.9	27.1	20.2	9.5	3.4

Five-year summary

	2006/2007	2005/2006	2004/2005	2003/2004	2002/2003
Net sales, SEK M	672.5	564.4	455.9	495.3	503.4
Profit after financial items, SEK M ¹	70.2	80.7	80.4	27.6	78.9
Profit after tax, SEK M	47.2	60.4	52.8	21.0	53.3
Profit margin, %	10.4	14.3	17.6	5.6	15.7
Return on shareholders' equity, %	9.4	13.2	12.8	5.8	28.7
Return on capital employed, %	13.0	16.0	17.1	8.8	32.5
Return on total capital, %	8.6	10.9	12.6	6.1	20.6
Earnings per share before dilution, SEK	1.28	1.64	1.45	0.63	1.62
Earnings per share after dilution, SEK	1.26	1.61	1.42	0.61	1.57
Equity per share before dilution, SEK	14.12	13.24	11.79	10.96	6.23
Equity per share after dilution, SEK	13.84	12.97	11.54	10.52	6.09
Equity/assets ratio, %	60.8	58.9	61.5	61.7	43.9
Dividend per share, SEK	0.50	0.50	0.50	0.50	0.50
Share price at end of year, SEK	76.0	58.8	74.0	58.5	38.0
P/E ratio, multiple	59.2	35.7	49.7	92.9	23.6

1) Operating profit for full-year 2003/2004 was affected negatively by SEK 70.9 million as a result of a non-recurring impairment loss on capitalized development costs in Sectra Mamea AB.

Condensed income statement for the Parent Company

SEK thousands	3 months Nov 2007 - Jan 2008	3 months Nov 2006 - Jan 2007	9 months May 2007 - Jan 2008	9 months May 2006 - Jan 2007	12 months Feb 2007 - Jan 2008	Full year May - Apr 2006/2007
Net sales	5,950	5,143	17,201	15,783	22,342	20,924
Capitalized work for own use	-	-	-	-	-	-
Operating expenses	-5,775	-6,029	-17,562	-18,600	-24,592	-25,630
Depreciation	151	-187	-366	-550	-534	-718
Operating profit after depreciation	326	-1,073	-727	-3,367	-2,784	-5,424
Net financial items	6,695	6,967	17,397	12,159	21,472	16,234
Profit after financial items	7,021	5,894	16,670	8,792	18,688	10,810
Untaxed reserves	-	-	-	-	-9,802	-9,802
Group contribution	-	-	-	-	146,000	146,000
Tax on earnings for the period	-1,958	-1,650	-4,660	-2,622	-41,547	-41,707
Net earnings	5,063	4,244	12,010	6,170	113,339	105,301

Condensed balance sheet for the Parent Company

SEK thousands	31 jan 2008	31 jan 2007	30 apr 2007
Assets			
Intangible fixed assets	-	-	-
Tangible fixed assets	1,437	1,669	1,542
Financial fixed assets	82,366	56,317	57,317
Total fixed assets	83,803	57,986	58,859
Other current assets	564,601	415,201	526,675
Cash and cash equivalents	221,417	245,498	256,768
Total current assets	786,018	660,699	783,443
Total assets	869,821	718,685	842,302
Equity and liabilities			
Equity (including profit for the period)	472,255	434,460	472,263
Provisions	-	-	-
Deferred tax liabilities	25,939	23,194	25,939
Long-term liabilities	45,066	43,423	34,550
Current liabilities	326,561	217,608	309,550
Total equity and liabilities	869,821	718,685	842,302

Definition key figures

Adjusted equity	Reported shareholders' equity increased by 72% of untaxed reserves.
Capital employed	Total assets reduced by non-interest-bearing debts.
Cash flow per share	Cash flow divided by the number of shares at the end of the period.
Earnings per share	Profit/loss after tax divided by the average number of shares.
Equity/assets ratio	Equity as a percentage of total assets.
Equity per share	Equity divided by the number of shares at the end of the period.
Liquidity	Current assets divided by current liabilities.
P/E ratio	Share price at the end of the period in relation to the twelve-month period's earnings per share.
Profit margin	Profit before tax as a percentage of sales.
Return on equity	Profit after tax as a percentage of average adjusted equity.
Return on capital employed (ROCE)	Profit before tax plus financial expenses as a percentage of average capital employed.
Return on total capital	Profit after net financial items plus financial expenses as a percentage of average total capital employed
Value added	Operating profit plus labor costs.